



After the Drain





Hello!

I think you know what I do.




But, do you know what happens after you flush?

Or after you use the sink?




Or shower?



The water has to go somewhere, right?





Well, it's called wastewater,  
or sewage, and it all goes  
to the same place.

It travels through underground pipes  
to treatment plants. And that's  
where the real work begins.





Now, I'm first to admit that I have it pretty easy.



Sure, I have to put up with some nasty smells and funny noises...



...and don't get me started on when people flush the wrong things, like rubbish, bandages or cotton buds.

- |              |   |
|--------------|---|
| Plastic bags | ✗ |
| Tissues      | ✓ |
| Bandages     | ✗ |
| Cotton buds  | ✗ |



But that's nothing compared to what  
treatment plants have to do.

First, they put the wastewater through big screens, like sieves, to remove any rubbish and debris such as bandages, plastic bags, cotton buds and other things that shouldn't be there.



Like I said, don't get me started!



Then, they pump the wastewater into sedimentation tanks, which separate it into different parts.



Grease and oils float to the top and are removed while sludge settles on the bottom.



You might think sludge sounds pretty gross,  
so I'll use its scientific name – biosolids.

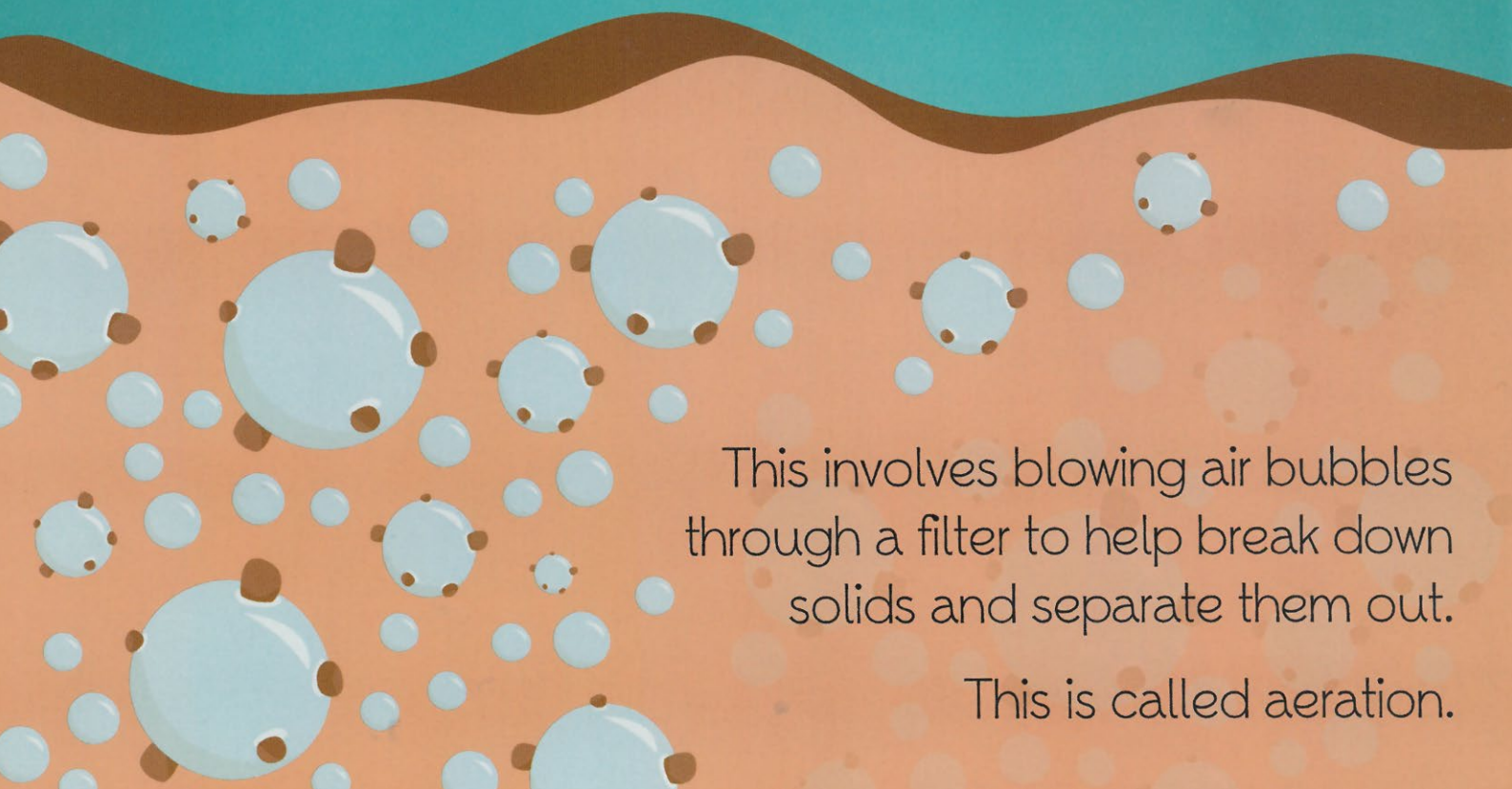




Biosolids are turned into compost or used in other ways, like fertilising farmlands to help crops grow.




The wastewater that's left behind is put through another filter to remove any remaining solids.

An illustration showing a cross-section of a wastewater treatment tank. The top layer is a teal color representing water. Below it is a brown wavy line representing a filter. The bottom layer is a light orange color representing the wastewater. Numerous light blue bubbles of various sizes are shown rising through the wastewater, with small brown dots representing suspended solids attached to the bubbles. This illustrates the aeration process where air is blown through the wastewater to break down solids.


This involves blowing air bubbles through a filter to help break down solids and separate them out.

This is called aeration.



It's then cleaned using sunlight and chlorine


to kill bacteria and germs.




Ah, there's nothing like  
a good clean to lift your  
lid... I mean spirits.



Then the water can be safely released into rivers or the sea.





Or it can be sent on for more treatment and cleaning.  
If only the people in my life were as serious about cleaning!

With further treatment, it can be recycled and used again in all sorts of ways, like watering farm crops, cooling machinery, or watering sports fields.



So next time you flush, have a shower or use the sink, be grateful someone else is cleaning up after you and doing all the hard work involved in wastewater treatment.





And please, turn the light off on your way out...



...and leave a toilet in peace.



The End

Written by Bridget Cull

Created in collaboration with the savewater!<sup>®</sup> Alliance  
and Swinburne University of Technology

Republished by Smart Approved WaterMark in 2018

Digital Media Design – Steven Murdoch (Lecturer)

Muzaffer Can Akyurek

Eileen Chin

James Dodgshun

Mun Chun Khoo

Min Kyung Kim

Rachel Leahy

Joanna Chooi Yoke Leong

Raynaldo Jonathan Loekito

Angeline Mayasari

Kevin Danaparamita Nugroho

Dieu Phan

Albertus Putra

Jonathan Quah

Meng Shi

Ngoc Tran

Jen Li Ung

Andrew Yeung



[www.smartwateradvice.org](http://www.smartwateradvice.org)



[www.swinburne.edu.au](http://www.swinburne.edu.au)



Hello, I'm your Loo. I'm going to tell you a story about what happens to the water when you flush or use the sink. You'll be quite surprised, it may not go where you think!

Written by Bridget Cull and illustrated by Digital Media Design students at Swinburne University of Technology.

